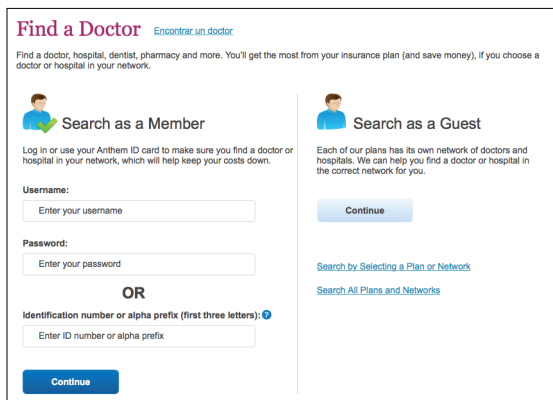


It's easy to find a doctor on our website. And you'll get the most from your benefits — and save money — if you use a doctor in your plan.

### STEP 1

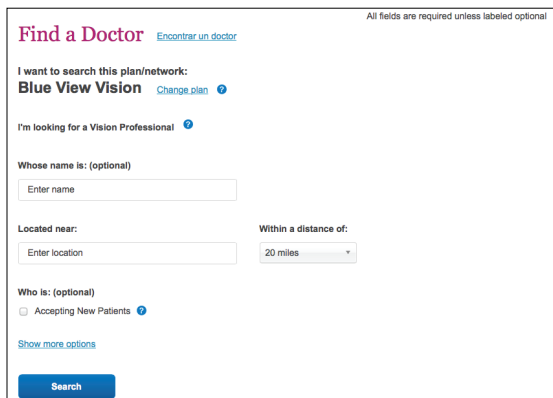
Go to [anthem.com/findadoctor](http://anthem.com/findadoctor) OR go to [anthem.com](http://anthem.com) and select **Find a Doctor** in the menu.

Search as a member: Log in or use the identification number on your member ID card and go to Step 3, OR  
Search as a guest: Select **Continue**.



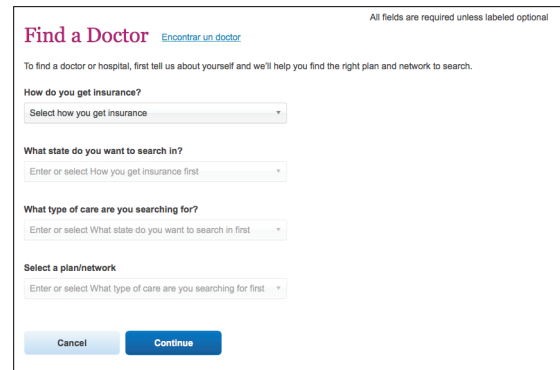
### STEP 3

Select how you want to search for a doctor (by name, specialty, location, etc.), then select **Search**.



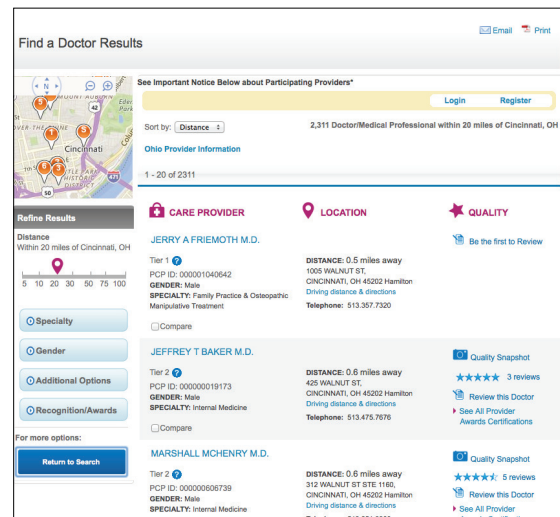
### STEP 2

Select your answer. If you're searching as a guest, complete the following fields: *How do you get insurance?* *What state do you want to search in?* Choose your **state**. *What type of care are you searching for?* Select **Vision**. *Select a plan/network*. Select **Blue View Vision**. Select **Continue**.



### STEP 4

See your search results.



## Go mobile!

You can also use your smartphone or other mobile device to find doctors, hospitals and more with our free Anthem Anywhere app from the App Store<sup>SM</sup> or Google Play<sup>TM</sup>. Just search for Anthem Blue Cross and Blue Shield and download the app. You can even get turn-by-turn directions to find a doctor's office.